

# 2019 PIRELLI MOTUL VICTORIAN ROAD RACING



## & SUPERMOTO CHAMPIONSHIPS

Round 3 - Phillip Island : 24 & 25 August



### SUPERBIKE

#### Race 2

Date: 25/08/19  
Event: R21  
Weather: Partly cloudy - Temp: 11.9C  
Track: Dry

Started at: 12:56:34  
Laps: 7  
Starters: 37  
Printed at: 13:11

### PROVISIONAL CLASSIFICATION

Pos	No	Gr	Name	Class	Machine	Laps	Race Time	Behind Leader	Behind Prev	Fastest Lap	On Lap
1	46	A	Michael JONES / Desmosport Ducati	A	Ducati FE 1299	7	11:07.418			1:33.744	2
2	32	A	Troy BAYLISS / Desmosport Ducati	A	Ducati P-gale FE 1299	7	11:14.595	7.177	7.177	1:34.185	2
3	83	A	Lachlan EPIS / ResponseRE / Kawasaki / Blue Tongue Finance	A	Kawasaki ZX10 1000	7	11:25.824	18.406	11.229	1:36.485	6
4	3	A	Jed METCHER / Suzuki / Platinum Motorcycles	A	Suzuki GSXR 1000	7	11:25.889	18.471	.065	1:36.779	3
5	13	A	David BARKER	A	Kawasaki ZX10 1000	7	11:38.031	30.613	12.142	1:37.465	2
6	86	A	Tyson JONES / 3J Racing	A	Kawasaki ZX10 1000	7	11:41.903	34.485	3.872	1:38.537	2
7	55	A	Andrew ORD / Ord's Motorcycles	A	Suzuki GSXR 1000	7	11:43.303	35.885	1.400	1:38.696	2
8	72	B	Brad SHAW / Race Center / WBR Yamaha / SGE	B	Yamaha R1 1000	7	11:44.678	37.260	1.375	1:38.930	2
9	82	A	Jake DREW / Race Center / Penrite Oil / MCA / YRD / Willmax Graphics	A	Yamaha R1 1000	7	11:47.474	40.056	2.796	1:39.586	5
10	84	A	Nathan JONES / 3JRacing	A	Kawasaki ZX10 1000	7	11:47.719	40.301	.245	1:38.795	3
11	71	B	Kurt SUSHAMES / Hobart Cabins	B	Kawasaki ZX10 1000	7	11:47.812	40.394	.093	1:39.336	7
12	78	B	Nathan SPITERI / Livson Suzuki PTR	B	Suzuki GSXR 1000	7	11:49.900	42.482	2.088	1:39.020	7
13	12	A	Stephen TOZER	A	Honda CBR RR 1000	7	11:50.790	43.372	.890	1:39.763	3
14	61	B	Rhys BELLING / LXI Racing / YRD / Yamaha / Grinning Dingo / AARK Suspension	B	Yamaha R6 600	7	11:53.165	45.747	2.375	1:40.338	4
15	75	B	Trent BINAISSE / Envy / Lone Wolf Surf Co. / Brad Signs / Luke M	B	Suzuki GSXR 1000	7	12:01.021	53.603	7.856	1:41.256	2
16	10	A	Dean ARCHBOLD	A	Kawasaki ZX10 1000	7	12:01.967	54.549	.946	1:40.708	2
17	65	B	Nathan MCKENZIE	B	Suzuki GSXR 1000	7	12:04.005	56.587	2.038	1:41.264	7
18	15	C	Nicholas MARSH	C	Aprilia RSV4 1000	7	12:09.851	1:02.433	5.846	1:42.547	2
19	73	C	Regan YEATES / Lynch's Garage	C	Yamaha R1 1000	7	12:09.920	1:02.502	.069	1:41.085	2


Chief Timekeeper - Jake Skate

Clerk of Course - Tony Bolin



**COMPUTIME RACE TIMING SYSTEMS PTY LTD**  
**www.computime.com.au**

E-mail: scott@computime.com.au / Ph: 0418 17 13 17



# 2019 PIRELLI MOTUL VICTORIAN ROAD RACING



## & SUPERMOTO CHAMPIONSHIPS

Round 3 - Phillip Island : 24 & 25 August



### SUPERBIKE

#### Race 2

Date: 25/08/19  
Event: R21  
Weather: Partly cloudy - Temp: 11.9C  
Track: Dry

Started at: 12:56:34  
Laps: 7  
Starters: 37  
Printed at: 13:11

### PROVISIONAL CLASSIFICATION


Pos	No	Gr	Name	Class	Machine	Laps	Race Time	Behind Leader	Behind Prev	Fastest Lap	On Lap
20	7	B	Travis HARDY / Lynch's Garage	B	Kawasaki ZX10 1000	7	12:11.688	1:04.270	1.768	1:42.545	3
21	137	C	Luke MARTYR / BDR / 1TT / Luxmotive	C	Yamaha R1 1000	7	12:12.087	1:04.669	.399	1:42.724	7
22	28	A	Travis BAAS / Ords Motorcycles	A	Suzuki GSXR 1000	7	12:17.671	1:10.253	5.584	1:43.142	4
23	19	B	Richard HEWSON / Lynch's Garage	B	Yamaha R1 1000	7	12:18.994	1:11.576	1.323	1:43.269	2
24	33	C	Allen McGUIRE / AMAC	C	BMW S RR 1000	7	12:21.374	1:13.956	2.380	1:42.321	2
25	50	C	Kymton GROSSER	C	BMW S RR 1000	7	12:22.283	1:14.865	.909	1:43.401	7
26	17	C	Stephen ROSSINI / Rossini Stone	C	Yamaha R1 1000	7	12:26.254	1:18.836	3.971	1:44.465	6
27	41	C	Philip BUCKMAN / CDS Fabrications	C	Suzuki GSXR 1000	7	12:37.342	1:29.924	11.088	1:45.619	3
28	8	C	Brandon LEVIN / Wick and Wire Co.	C	Suzuki GSXR 1000	7	12:37.380	1:29.962	.038	1:44.853	7
29	7b	C	Shane ROBINSON	C	Suzuki GSXR 1000	7	12:51.371	1:43.953	13.991	1:46.758	7
30	98	C	Marcus BURNS / La Villa Wines	C	Ducati 1299	7	12:51.388	1:43.970	.017	1:46.892	7
31	24	C	Shaun McCOY	C	Ducati Panigale 899	7	12:51.605	1:44.187	.217	1:47.794	7
32	67	C	Trevor GROENEVELD / GHG Development	C	BMW S RR 1000	7	12:51.847	1:44.429	.242	1:46.959	7
33	6	C	Cori BOURNE / Pedders Suspension Shepparton / NBS Brake Supplies	C	Suzuki GSXR 1000	6	11:10.455	1 Lap		1:49.464	6
34	32A	C	Christopher DUFFY / Bakery On Broadway	C	Suzuki GSXR 1000	6	11:21.436	1 Lap	10.981	1:50.743	6
35	21	C	Marcus HERON	C	Honda CBR RR 1000	6	11:40.670	1 Lap	19.234	1:49.808	6
36	686	C	Tracey DAVIES / Girl Rider / The Brewery Tap Hotel / Throttle Gals Mag.	C	Ducati P-gale 1199	6	11:41.362	1 Lap	.692	1:54.688	4
DNF	74	A	Scott McGREGOR	A	Yamaha R1 1000	0		7 Laps			

Fastest Lap was 1:33.744 by Michael JONES

Current race lap record for SBK class - 1:31.881 by Michael JONES (QLD) on a Kawasaki ZX10R set on 24/02/19

The results are provisional until the end of the time limit for protests and appeals.


  
Chief Timekeeper - Jake Skate

  
Clerk of Course - Tony Bolin



**COMPUTIME RACE TIMING SYSTEMS PTY LTD**  
**www.computime.com.au**

E-mail: scott@computime.com.au / Ph: 0418 17 13 17



# 2019 PIRELLI MOTUL VICTORIAN ROAD RACING



## & SUPERMOTO CHAMPIONSHIPS

Round 3 - Phillip Island : 24 & 25 August



### SUPERBIKE

#### Race 2

Date: 25/08/19  
Event: R21  
Weather: Partly cloudy - Temp: 11.9C  
Track: Dry

Started at: 12:56:34  
Laps: 7  
Starters: 37  
Printed at: 13:11

### PROVISIONAL LAP TIMES

No	Name	Lap 1	Lap 2	Lap 3	Lap 4	Lap 5	Lap 6	Lap 7
3	Jed METCHER	1:43.553	1:36.956	<b>1:36.779</b>	1:36.914	1:37.081	1:36.942	1:37.664
6	Cori BOURNE	1:59.404	1:49.892	1:50.244	1:51.434	1:50.017	<b>1:49.464</b>	
7	Travis HARDY	1:53.946	1:43.190	<b>1:42.545</b>	1:43.440	1:42.659	1:42.609	1:43.299
7b	Shane ROBINSON	2:00.037	1:48.051	1:50.644	1:49.949	1:48.063	1:47.869	<b>1:46.758</b>
8	Brandon LEVIN	1:57.298	1:47.492	1:48.078	1:47.370	1:46.520	1:45.769	<b>1:44.853</b>
10	Dean ARCHBOLD	1:48.549	<b>1:40.708</b>	1:47.491	1:41.472	1:41.219	1:41.391	1:41.137
12	Stephen TOZER	1:48.823	1:41.270	<b>1:39.763</b>	1:40.120	1:40.731	1:40.112	1:39.971
13	David BARKER	1:44.111	<b>1:37.465</b>	1:38.464	1:39.462	1:39.422	1:38.963	1:40.144
15	Nicholas MARSH	1:51.165	<b>1:42.547</b>	1:42.632	1:44.054	1:43.117	1:43.706	1:42.630
17	Stephen ROSSINI	1:55.723	1:45.046	1:44.897	1:45.948	1:45.080	<b>1:44.465</b>	1:45.095
19	Richard HEWSON	1:53.071	<b>1:43.269</b>	1:44.012	1:44.201	1:45.711	1:44.572	1:44.158
21	Marcus HERON	2:23.586	1:53.619	1:51.240	1:52.376	1:50.041	<b>1:49.808</b>	
24	Shaun McCOY	2:00.374	1:48.858	1:49.694	1:48.883	1:47.923	1:48.079	<b>1:47.794</b>
28	Travis BAAS	1:53.900	1:44.395	1:44.252	<b>1:43.142</b>	1:44.612	1:44.045	1:43.325
32	Troy BAYLISS	1:41.222	<b>1:34.185</b>	1:35.373	1:35.368	1:35.668	1:37.129	1:35.650
32A	Christopher DUFFY	2:03.522	1:51.925	1:51.968	1:51.689	1:51.589	<b>1:50.743</b>	
33	Allen McGUIRE	1:51.371	<b>1:42.321</b>	1:44.088	1:46.873	1:45.411	1:45.781	1:45.529
41	Philip BUCKMAN	1:59.830	1:48.075	<b>1:45.619</b>	1:45.795	1:45.998	1:46.378	1:45.647
46	Michael JONES	1:41.296	<b>1:33.744</b>	1:34.095	1:34.203	1:34.416	1:34.424	1:35.240
50	Kymton GROSSER	1:57.266	1:44.653	1:44.165	1:45.610	1:43.609	1:43.579	<b>1:43.401</b>
55	Andrew ORD	1:46.453	<b>1:38.696</b>	1:39.687	1:39.650	1:39.521	1:39.768	1:39.528
61	Rhys BELLING	1:49.209	1:40.548	1:41.058	<b>1:40.338</b>	1:40.909	1:40.396	1:40.707
65	Nathan McKENZIE	1:52.024	1:42.381	1:42.994	1:42.521	1:41.388	1:41.433	<b>1:41.264</b>
67	Trevor GROENEVELD	2:00.523	1:48.935	1:50.015	1:49.311	1:47.347	1:48.757	<b>1:46.959</b>
71	Kurt SUSHAMES	1:48.158	1:40.414	1:39.656	1:39.850	1:39.800	1:40.598	<b>1:39.336</b>
72	Brad SHAW	1:45.553	<b>1:38.930</b>	1:40.109	1:39.517	1:39.707	1:40.596	1:40.266
73	Regan YEATES	1:49.279	<b>1:41.085</b>	1:42.827	1:41.554	1:52.157	1:41.570	1:41.448
75	Trent BINAISSE	1:50.245	<b>1:41.256</b>	1:42.135	1:41.961	1:41.554	1:41.576	1:42.294
78	Nathan SPITERI	1:51.197	1:40.318	1:40.338	1:39.524	1:39.414	1:40.089	<b>1:39.020</b>
82	Jake DREW	1:47.983	1:40.404	1:39.649	1:40.012	<b>1:39.586</b>	1:40.161	1:39.679
83	Lachlan EPIS	1:43.219	1:37.634	1:36.685	1:36.935	1:37.324	<b>1:36.485</b>	1:37.542
84	Nathan JONES	1:48.576	1:41.433	<b>1:38.795</b>	1:39.771	1:39.339	1:40.488	1:39.317
86	Tyson JONES	1:45.695	<b>1:38.537</b>	1:39.609	1:39.433	1:39.511	1:39.752	1:39.366
98	Marcus BURNS	2:00.812	1:49.465	1:49.180	1:48.730	1:47.719	1:48.590	<b>1:46.892</b>
137	Luke MARTYR	1:52.592	1:42.818	1:42.918	1:44.048	1:43.357	1:43.630	<b>1:42.724</b>
686	Tracey DAVIES	2:05.593	1:55.266	1:55.070	<b>1:54.688</b>	1:55.842	1:54.903	

The results are provisional until the end of the time limit for protests and appeals.


Chief Timekeeper - Jake Skate

Clerk of Course - Tony Bolin



**COMPUTIME RACE TIMING SYSTEMS PTY LTD**  
**www.computime.com.au**

E-mail: scott@computime.com.au / Ph: 0418 17 13 17



# 2019 PIRELLI MOTUL VICTORIAN ROAD RACING



## & SUPERMOTO CHAMPIONSHIPS

Round 3 - Phillip Island : 24 & 25 August



### SUPERBIKE

#### Race 2

Started at: 12:56:34

Laps: 7

Starters: 37

Printed at: 13:11

Date: 25/08/19

Event: R21

Weather: Partly cloudy - Temp: 11.9C

Track: Dry

### PROVISIONAL SPLIT TIMES

Lap	Split 1	Split 2	Split 3	Split 4	Lap Time	Spd	Lap	Split 1	Split 2	Split 3	Split 4	Lap Time	Spd
<b>3 Jed METCHER (4th)</b>							3	26.132	31.994	20.347	29.605	1:48.078	
1	29.619	28.288	18.869	<b>26.777</b>	1:43.553		4	26.248	31.296	20.322	29.504	1:47.370	
2	23.483	28.085	<b>18.556</b>	26.832	1:36.956		5	25.708	31.506	20.123	29.183	1:46.520	
3	23.277	28.052	18.607	26.843	<b>1:36.779</b>		6	25.875	30.343	20.048	29.503	1:45.769	
4	<b>23.182</b>	<b>27.892</b>	18.840	27.000	1:36.914		7	<b>25.575</b>	<b>30.307</b>	<b>19.889</b>	<b>29.082</b>	<b>1:44.853</b>	
5	23.388	28.058	18.785	26.850	1:37.081		<b>10 Dean ARCHBOLD (16th)</b>						
6	23.225	28.009	18.615	27.093	1:36.942		1	31.568	29.871	19.229	27.881	1:48.549	
7	23.915	27.994	18.674	27.081	1:37.664		2	24.125	29.656	<b>19.194</b>	<b>27.733</b>	<b>1:40.708</b>	
<b>6 Cori BOURNE (33th)</b>							3	<b>23.963</b>	36.054	19.635	27.839	1:47.491	
1	36.011	32.512	20.824	30.057	1:59.404		4	24.439	29.336	19.595	28.102	1:41.472	
2	26.700	<b>31.741</b>	21.270	30.181	1:49.892		5	24.554	29.441	19.297	27.927	1:41.219	
3	<b>26.559</b>	32.203	20.991	30.491	1:50.244		6	24.450	29.435	19.572	27.934	1:41.391	
4	27.877	32.171	21.058	30.328	1:51.434		7	24.607	<b>29.307</b>	19.372	27.851	1:41.137	
5	26.855	32.149	21.050	<b>29.963</b>	1:50.017		<b>12 Stephen TOZER (13th)</b>						
6	26.897	31.855	<b>20.748</b>	29.964	<b>1:49.464</b>		1	31.859	29.731	19.313	27.920	1:48.823	
<b>7 Travis HARDY (20th)</b>							2	24.247	29.479	19.310	28.234	1:41.270	
1	34.580	30.697	19.914	28.755	1:53.946		3	24.272	<b>28.746</b>	<b>19.138</b>	27.607	<b>1:39.763</b>	
2	25.119	30.207	19.552	28.312	1:43.190		4	24.166	29.066	19.150	27.738	1:40.120	
3	25.013	29.942	<b>19.534</b>	<b>28.056</b>	<b>1:42.545</b>		5	24.441	29.069	19.298	27.923	1:40.731	
4	25.088	29.785	20.078	28.489	1:43.440		6	<b>24.099</b>	29.067	19.263	27.683	1:40.112	
5	<b>24.968</b>	<b>29.643</b>	19.809	28.239	1:42.659		7	24.322	28.916	19.171	<b>27.562</b>	1:39.971	
6	24.984	29.738	19.721	28.166	1:42.609		<b>13 David BARKER (5th)</b>						
7	25.094	29.832	19.835	28.538	1:43.299		1	29.842	28.303	18.949	<b>27.017</b>	1:44.111	
<b>7b Shane ROBINSON (29th)</b>							2	<b>23.559</b>	<b>28.085</b>	<b>18.683</b>	27.138	<b>1:37.465</b>	
1	36.527	32.444	20.738	30.328	2:00.037		3	23.636	28.406	18.925	27.497	1:38.464	
2	26.390	31.574	20.206	29.881	1:48.051		4	24.049	28.731	19.129	27.553	1:39.462	
3	<b>26.105</b>	32.628	21.105	30.806	1:50.644		5	24.067	28.839	19.066	27.450	1:39.422	
4	27.544	32.055	20.434	29.916	1:49.949		6	23.831	28.521	19.064	27.547	1:38.963	
5	26.446	31.664	20.311	29.642	1:48.063		7	23.866	28.811	19.746	27.721	1:40.144	
6	26.458	31.672	<b>20.139</b>	29.600	1:47.869		<b>15 Nicholas MARSH (18th)</b>						
7	26.159	<b>30.861</b>	20.296	<b>29.442</b>	<b>1:46.758</b>		1	32.579	30.390	19.841	28.355	1:51.165	
<b>8 Brandon LEVIN (28th)</b>							2	<b>24.497</b>	30.452	<b>19.311</b>	28.287	<b>1:42.547</b>	
1	35.178	31.620	20.600	29.900	1:57.298		3	24.813	<b>29.847</b>	19.839	<b>28.133</b>	1:42.632	
2	26.333	31.334	20.341	29.484	1:47.492		4	25.065	30.225	19.810	28.954	1:44.054	


*Jake Skate*  
Chief Timekeeper - Jake Skate

*Tony Bolin*  
Clerk of Course - Tony Bolin



**COMPUTIME RACE TIMING SYSTEMS PTY LTD**  
**www.computime.com.au**

E-mail: scott@computime.com.au / Ph: 0418 17 13 17



# 2019 PIRELLI MOTUL VICTORIAN ROAD RACING



## & SUPERMOTO CHAMPIONSHIPS

Round 3 - Phillip Island : 24 & 25 August



### SUPERBIKE

#### Race 2

Date: 25/08/19  
Event: R21  
Weather: Partly cloudy - Temp: 11.9C  
Track: Dry

Started at: 12:56:34  
Laps: 7  
Starters: 37  
Printed at: 13:11

#### PROVISIONAL SPLIT TIMES

Lap	Split 1	Split 2	Split 3	Split 4	Lap Time	Spd	Lap	Split 1	Split 2	Split 3	Split 4	Lap Time	Spd
5	24.986	29.915	19.713	28.503	1:43.117		28 Travis BAAS (22th)						
6	25.206	30.198	19.866	28.436	1:43.706		1	33.896	31.108	20.028	28.868	1:53.900	
7	24.883	29.883	19.640	28.224	1:42.630		2	25.082	30.760	20.044	28.509	1:44.395	
							3	25.071	29.967	20.673	28.541	1:44.252	
17 Stephen ROSSINI (26th)							4	<b>24.761</b>	<b>29.952</b>	20.051	<b>28.378</b>	<b>1:43.142</b>	
1	34.457	31.686	20.197	29.383	1:55.723		5	25.097	30.495	20.145	28.875	1:44.612	
2	<b>25.400</b>	30.829	19.939	28.878	1:45.046		6	25.166	30.136	19.995	28.748	1:44.045	
3	25.465	30.700	20.110	28.622	1:44.897		7	24.858	30.122	<b>19.944</b>	28.401	1:43.325	
4	25.478	30.818	20.326	29.326	1:45.948		32 Troy BAYLISS (2nd)						
5	25.679	30.505	20.072	28.824	1:45.080		1	28.963	27.485	18.379	26.395	1:41.222	
6	25.606	<b>30.387</b>	20.001	<b>28.471</b>	<b>1:44.465</b>		2	22.864	<b>27.095</b>	<b>18.098</b>	<b>26.128</b>	<b>1:34.185</b>	
7	25.718	30.804	<b>19.836</b>	28.737	1:45.095		3	<b>22.672</b>	27.770	18.579	26.352	1:35.373	
19 Richard HEWSON (23th)							4	23.035	27.318	18.379	26.636	1:35.368	
1	33.884	30.680	19.900	28.607	1:53.071		5	23.036	27.537	18.502	26.593	1:35.668	
2	25.382	<b>30.038</b>	<b>19.410</b>	28.439	<b>1:43.269</b>		6	23.627	27.817	18.974	26.711	1:37.129	
3	25.247	30.377	19.774	28.614	1:44.012		7	23.102	27.492	18.426	26.630	1:35.650	
4	25.167	30.332	19.842	28.860	1:44.201		32A Christopher DUFFY (34th)						
5	25.923	30.520	20.215	29.053	1:45.711		1	35.944	34.791	21.683	31.104	2:03.522	
6	25.927	30.329	19.883	<b>28.433</b>	1:44.572		2	27.107	32.492	21.455	30.871	1:51.925	
7	<b>25.146</b>	30.325	19.963	28.724	1:44.158		3	<b>26.847</b>	32.864	21.473	30.784	1:51.968	
21 Marcus HERON (35th)							4	27.355	32.464	<b>21.284</b>	30.586	1:51.689	
1	51.537	36.270	22.708	33.071	2:23.586		5	27.153	32.669	21.330	30.437	1:51.589	
2	27.665	32.951	22.065	30.938	1:53.619		6	26.903	<b>32.047</b>	21.387	<b>30.406</b>	<b>1:50.743</b>	
3	27.049	32.489	21.347	30.355	1:51.240		33 Allen McGUIRE (24th)						
4	26.923	32.510	21.837	31.106	1:52.376		1	33.378	30.393	19.782	<b>27.818</b>	1:51.371	
5	26.317	32.368	<b>21.295</b>	<b>30.061</b>	1:50.041		2	<b>24.692</b>	<b>29.436</b>	<b>19.279</b>	28.914	<b>1:42.321</b>	
6	<b>26.304</b>	<b>31.545</b>	21.710	30.249	<b>1:49.808</b>		3	25.237	29.962	20.394	28.495	1:44.088	
24 Shaun McCOY (31th)							4	25.517	30.845	20.570	29.941	1:46.873	
1	36.301	32.949	20.788	30.336	2:00.374		5	25.732	30.478	20.098	29.103	1:45.411	
2	26.763	31.786	20.433	29.876	1:48.858		6	26.044	30.745	20.316	28.676	1:45.781	
3	26.960	31.938	20.766	30.030	1:49.694		7	25.350	30.513	20.549	29.117	1:45.529	
4	27.263	<b>31.232</b>	20.602	29.786	1:48.883		41 Philip BUCKMAN (27th)						
5	26.599	31.331	20.416	29.577	1:47.923		1	36.317	32.377	20.966	30.170	1:59.830	
6	26.502	31.544	<b>20.300</b>	29.733	1:48.079		2	26.456	31.544	20.235	29.840	1:48.075	
7	<b>26.452</b>	31.481	20.327	<b>29.534</b>	<b>1:47.794</b>								


*[Signature]*  
Chief Timekeeper - Jake Skate

*[Signature]*  
Clerk of Course - Tony Bolin



COMPUTIME RACE TIMING SYSTEMS PTY LTD  
www.computime.com.au

E-mail: scott@computime.com.au / Ph: 0418 17 13 17



# 2019 PIRELLI MOTUL VICTORIAN ROAD RACING



## & SUPERMOTO CHAMPIONSHIPS

Round 3 - Phillip Island : 24 & 25 August



### SUPERBIKE

#### Race 2

Started at: 12:56:34

Laps: 7

Starters: 37

Printed at: 13:11

Date: 25/08/19

Event: R21

Weather: Partly cloudy - Temp: 11.9C

Track: Dry

### PROVISIONAL SPLIT TIMES

Lap	Split 1	Split 2	Split 3	Split 4	Lap Time	Spd	Lap	Split 1	Split 2	Split 3	Split 4	Lap Time	Spd
3	25.146	31.183	20.407	28.883	1:45.619		5	24.819	28.918	19.125	28.047	1:40.909	
4	25.668	30.842	20.276	29.009	1:45.795		6	24.425	28.865	19.069	28.037	1:40.396	
5	25.324	30.794	20.335	29.545	1:45.998		7	24.484	28.798	19.182	28.243	1:40.707	
6	25.594	31.323	20.370	29.091	1:46.378								
7	25.518	30.884	19.790	29.455	1:45.647								
<b>46 Michael JONES (1st)</b>							<b>65 Nathan McKENZIE (17th)</b>						
1	29.116	27.557	18.431	26.192	1:41.296		1	33.205	30.444	19.714	28.661	1:52.024	
2	22.485	27.057	18.079	26.123	1:33.744		2	24.431	29.836	19.382	28.732	1:42.381	
3	22.662	26.988	18.139	26.306	1:34.095		3	24.707	29.965	19.726	28.596	1:42.994	
4	22.728	27.020	18.151	26.304	1:34.203		4	24.496	29.925	19.642	28.458	1:42.521	
5	22.710	27.158	18.270	26.278	1:34.416		5	24.652	29.529	19.204	28.003	1:41.388	
6	22.714	27.320	18.202	26.188	1:34.424		6	24.629	29.421	19.377	28.006	1:41.433	
7	23.273	27.156	18.269	26.542	1:35.240		7	24.456	29.406	19.328	28.074	1:41.264	
<b>50 Kymton GROSSER (25th)</b>							<b>67 Trevor GROENEVELD (32th)</b>						
1	36.123	31.148	20.298	29.697	1:57.266		1	36.778	33.283	20.429	30.033	2:00.523	
2	25.230	30.596	20.050	28.777	1:44.653		2	26.378	31.618	20.958	29.981	1:48.935	
3	25.223	30.549	20.046	28.347	1:44.165		3	26.491	32.449	21.034	30.041	1:50.015	
4	25.276	30.976	20.188	29.170	1:45.610		4	27.335	31.955	20.372	29.649	1:49.311	
5	24.925	30.348	19.848	28.488	1:43.609		5	26.615	31.215	20.332	29.185	1:47.347	
6	24.825	30.271	19.894	28.589	1:43.579		6	27.461	31.566	20.606	29.124	1:48.757	
7	24.881	30.106	19.956	28.458	1:43.401		7	26.771	31.208	20.181	28.799	1:46.959	
<b>55 Andrew ORD (7th)</b>							<b>71 Kurt SUSHAMES (11th)</b>						
1	31.214	29.122	18.975	27.142	1:46.453		1	31.401	29.769	19.387	27.601	1:48.158	
2	24.041	28.605	18.872	27.178	1:38.696		2	24.381	29.421	19.185	27.427	1:40.414	
3	24.063	28.763	19.109	27.752	1:39.687		3	24.033	29.072	19.326	27.225	1:39.656	
4	24.104	28.854	19.003	27.689	1:39.650		4	24.346	29.115	19.112	27.277	1:39.850	
5	24.217	28.695	19.080	27.529	1:39.521		5	24.247	28.851	19.058	27.644	1:39.800	
6	24.304	28.640	19.219	27.605	1:39.768		6	24.485	29.049	19.279	27.785	1:40.598	
7	24.382	28.708	18.970	27.468	1:39.528		7	24.145	28.791	19.066	27.334	1:39.336	
<b>61 Rhys BELLING (14th)</b>							<b>72 Brad SHAW (8th)</b>						
1	31.721	30.167	19.221	28.100	1:49.209		1	30.305	28.742	19.110	27.396	1:45.553	
2	24.093	28.874	19.260	28.321	1:40.548		2	24.236	28.494	18.944	27.256	1:38.930	
3	24.913	28.677	19.071	28.397	1:41.058		3	24.215	29.007	19.126	27.761	1:40.109	
4	24.601	28.738	18.986	28.013	1:40.338		4	23.919	28.909	19.236	27.453	1:39.517	
							5	23.964	29.036	19.239	27.468	1:39.707	
							6	24.269	29.207	19.396	27.724	1:40.596	


*[Signature]*  
Chief Timekeeper - Jake Skate

*[Signature]*  
Clerk of Course - Tony Bolin



COMPUTIME RACE TIMING SYSTEMS PTY LTD  
www.computime.com.au

E-mail: scott@computime.com.au / Ph: 0418 17 13 17



# 2019 PIRELLI MOTUL VICTORIAN ROAD RACING



## & SUPERMOTO CHAMPIONSHIPS

Round 3 - Phillip Island : 24 & 25 August



### SUPERBIKE

#### Race 2

Date: 25/08/19  
Event: R21  
Weather: Partly cloudy - Temp: 11.9C  
Track: Dry

Started at: 12:56:34  
Laps: 7  
Starters: 37  
Printed at: 13:11

#### PROVISIONAL SPLIT TIMES

Lap	Split 1	Split 2	Split 3	Split 4	Lap Time	Spd	Lap	Split 1	Split 2	Split 3	Split 4	Lap Time	Spd
73	<b>Regan YEATES (19th)</b>						83	<b>Lachlan EPIS (3rd)</b>					
1	32.346	30.181	19.381	<b>27.371</b>	1:49.279		1	29.479	27.945	18.683	27.112	1:43.219	
2	<b>24.423</b>	<b>29.302</b>	19.395	27.965	<b>1:41.085</b>		2	23.731	28.446	18.681	<b>26.776</b>	1:37.634	
3	24.680	31.159	<b>19.278</b>	27.710	1:42.827		3	23.417	27.968	<b>18.519</b>	26.781	1:36.685	
4	24.617	29.470	19.399	28.068	1:41.554		4	23.532	<b>27.693</b>	18.737	26.973	1:36.935	
5	24.805	40.186	19.520	27.646	1:52.157		5	23.474	28.246	18.806	26.798	1:37.324	
6	24.451	29.563	19.558	27.998	1:41.570		6	<b>23.269</b>	27.807	18.523	26.886	<b>1:36.485</b>	
7	24.575	29.352	19.470	28.051	1:41.448		7	23.764	27.888	18.746	27.144	1:37.542	
75	<b>Trent BINAISSE (15th)</b>						84	<b>Nathan JONES (10th)</b>					
1	32.143	30.558	19.688	27.856	1:50.245		1	31.121	29.850	19.416	28.189	1:48.576	
2	24.792	29.478	<b>19.202</b>	<b>27.784</b>	<b>1:41.256</b>		2	24.279	29.831	19.418	27.905	1:41.433	
3	25.170	29.675	19.409	27.881	1:42.135		3	<b>23.553</b>	<b>28.740</b>	<b>18.941</b>	27.561	<b>1:38.795</b>	
4	24.746	29.660	19.466	28.089	1:41.961		4	24.030	29.111	19.127	27.503	1:39.771	
5	24.741	29.511	19.386	27.916	1:41.554		5	24.109	28.833	19.014	<b>27.383</b>	1:39.339	
6	<b>24.736</b>	<b>29.267</b>	19.512	28.061	1:41.576		6	24.117	29.152	19.374	27.845	1:40.488	
7	24.909	29.791	19.499	28.095	1:42.294		7	23.758	28.979	19.096	27.484	1:39.317	
78	<b>Nathan SPITERI (12th)</b>						86	<b>Tyson JONES (6th)</b>					
1	32.755	30.405	19.766	28.271	1:51.197		1	30.422	29.003	<b>18.889</b>	<b>27.381</b>	1:45.695	
2	24.573	29.236	<b>19.013</b>	27.496	1:40.318		2	<b>23.705</b>	<b>28.453</b>	18.940	27.439	<b>1:38.537</b>	
3	24.699	28.969	19.217	27.453	1:40.338		3	24.108	28.950	18.923	27.628	1:39.609	
4	24.340	<b>28.732</b>	19.085	27.367	1:39.524		4	24.065	28.748	18.934	27.686	1:39.433	
5	24.218	28.757	19.088	27.351	1:39.414		5	23.983	28.835	19.067	27.626	1:39.511	
6	24.169	29.133	19.172	27.615	1:40.089		6	24.090	28.859	19.089	27.714	1:39.752	
7	<b>23.941</b>	28.827	19.027	<b>27.225</b>	<b>1:39.020</b>		7	23.878	28.839	19.083	27.566	1:39.366	
82	<b>Jake DREW (9th)</b>						98	<b>Marcus BURNS (30th)</b>					
1	31.000	29.760	19.483	27.740	1:47.983		1	37.373	33.141	20.438	29.860	2:00.812	
2	24.372	29.031	19.151	27.850	1:40.404		2	<b>26.672</b>	31.687	20.669	30.437	1:49.465	
3	<b>24.043</b>	29.016	19.049	27.541	1:39.649		3	26.673	31.705	21.038	29.764	1:49.180	
4	24.386	29.021	<b>18.907</b>	27.698	1:40.012		4	27.118	31.400	20.638	29.574	1:48.730	
5	24.095	<b>28.808</b>	19.000	27.683	<b>1:39.586</b>		5	26.823	31.209	20.264	29.423	1:47.719	
6	24.292	29.023	19.009	27.837	1:40.161		6	27.452	31.301	20.217	29.620	1:48.590	
7	24.250	28.977	18.950	<b>27.502</b>	1:39.679		7	27.038	<b>30.778</b>	<b>20.161</b>	<b>28.915</b>	<b>1:46.892</b>	
							137	<b>Luke MARTYR (21th)</b>					
							1	33.446	30.632	19.859	28.655	1:52.592	


*[Signature]*  
Chief Timekeeper - Jake Skate

*[Signature]*  
Clerk of Course - Tony Bolin



COMPUTIME RACE TIMING SYSTEMS PTY LTD  
www.computime.com.au

E-mail: scott@computime.com.au / Ph: 0418 17 13 17



# 2019 PIRELLI MOTUL VICTORIAN ROAD RACING



## & SUPERMOTO CHAMPIONSHIPS

Round 3 - Phillip Island : 24 & 25 August



### SUPERBIKE

#### Race 2

Date: 25/08/19  
 Event: R21  
 Weather: Partly cloudy - Temp: 11.9C  
 Track: Dry

Started at: 12:56:34  
 Laps: 7  
 Starters: 37  
 Printed at: 13:12

#### PROVISIONAL SPLIT TIMES

Lap	Split 1	Split 2	Split 3	Split 4	Lap Time	Spd	Lap	Split 1	Split 2	Split 3	Split 4	Lap Time	Spd
2	25.184	<b>29.263</b>	19.628	28.743	1:42.818		1	37.917	34.479	<b>21.768</b>	31.429	2:05.593	
3	25.248	29.559	<b>19.606</b>	28.505	1:42.918		2	28.170	33.773	22.062	31.261	1:55.266	
4	<b>25.008</b>	30.243	20.060	28.737	1:44.048		3	28.363	33.233	22.332	31.142	1:55.070	
5	25.321	29.563	19.883	28.590	1:43.357		4	<b>27.819</b>	<b>32.988</b>	22.171	31.710	<b>1:54.688</b>	
6	25.454	29.581	19.907	28.688	1:43.630		5	28.253	34.296	21.844	31.449	1:55.842	
7	25.248	29.408	19.675	<b>28.393</b>	<b>1:42.724</b>		6	28.255	33.644	21.875	<b>31.129</b>	1:54.903	

686 Tracey DAVIES (36th)

The results are provisional until the end of the time limit for protests and appeals.


Chief Timekeeper - Jake Skate

Clerk of Course - Tony Bolin



**COMPUTIME RACE TIMING SYSTEMS PTY LTD**  
[www.computime.com.au](http://www.computime.com.au)

E-mail: [scott@computime.com.au](mailto:scott@computime.com.au) / Ph: 0418 17 13 17





# 2019 PIRELLI MOTUL VICTORIAN ROAD RACING



## & SUPERMOTO CHAMPIONSHIPS

Round 3 - Phillip Island : 24 & 25 August



### SUPERBIKE

#### Race 2

Date: 25/08/19  
Event: R21  
Weather: Partly cloudy - Temp: 11.9C  
Track: Dry

Started at: 12:56:34  
Laps: 7  
Starters: 37  
Printed at: 13:12

### PROVISIONAL FASTEST LAPS SEQUENCE

Lap	Race Pos	No Name	Machine	Fastest Lap	On Lap
1	1	32 Troy BAYLISS	Ducati P-gale FE 1299	1:41.222	1
2	1	46 Michael JONES	Ducati FE 1299	1:33.744	2

The results are provisional until the end of the time limit for protests and appeals.

Chief Timekeeper - Jake Skate

Clerk of Course - Tony Bolin



**COMPUTIME RACE TIMING SYSTEMS PTY LTD**  
**www.computime.com.au**

E-mail: [scott@computime.com.au](mailto:scott@computime.com.au) / Ph: 0418 17 13 17



# 2019 PIRELLI MOTUL VICTORIAN ROAD RACING



## & SUPERMOTO CHAMPIONSHIPS

Round 3 - Phillip Island : 24 & 25 August



### SUPERBIKE

#### Race 2

Started at: 12:56:34

Laps: 7

Starters: 37

Printed at: 13:12

Date: 25/08/19

Event: R21

Weather: Partly cloudy - Temp: 11.9C

Track: Dry

### PROVISIONAL LAP SHEET

No	Lap Tim	Gap	No	Lap Tim	Gap	No	Lap Tim	Gap	No	Lap Tim	Gap	No	Lap Tim	Gap
<b>Lap 1</b>			67	2:00.523	19.301	8	1:47.492	29.750	7	1:42.545	30.546	10	1:41.472	34.882
32	1:41.222		98	2:00.812	19.590	41	1:48.075	32.865	19	1:44.012	31.217	65	1:42.521	36.582
46	1:41.296	.074	32A	2:03.522	22.300	7b	1:48.051	33.048	28	1:44.252	33.412	15	1:44.054	37.060
83	1:43.219	1.997	686	2:05.593	24.371	24	1:48.858	34.192	17	1:44.897	36.531	137	1:44.048	39.038
3	1:43.553	2.331	21	2:23.586	42.364	6	1:49.892	34.256	50	1:44.165	36.949	7	1:43.440	39.783
13	1:44.111	2.889	<b>Lap 2</b>			67	1:48.935	34.418	8	1:48.078	43.733	19	1:44.201	41.215
72	1:45.553	4.331	46	1:33.744		98	1:49.465	35.237	41	1:45.619	44.389	33	1:46.873	41.315
86	1:45.695	4.473	32	1:34.185	.367	32A	1:51.925	40.407	7b	1:50.644	49.597	28	1:43.142	42.351
55	1:46.453	5.231	3	1:36.956	5.469	686	1:55.266	45.819	24	1:49.694	49.791	17	1:45.948	48.276
82	1:47.983	6.761	83	1:37.634	5.813	21	1:53.619	1:02.165	98	1:49.180	50.322	50	1:45.610	48.356
71	1:48.158	6.936	13	1:37.465	6.536	<b>Lap 3</b>			67	1:50.015	50.338	41	1:45.795	55.981
10	1:48.549	7.327	86	1:38.537	9.192	46	1:34.095		6	1:50.244	50.405	8	1:47.370	56.900
84	1:48.576	7.354	72	1:38.930	9.443	32	1:35.373	1.645	32A	1:51.968	58.280	24	1:48.883	1:04.471
12	1:48.823	7.601	55	1:38.696	10.109	3	1:36.779	8.153	686	1:55.070	1:06.794	98	1:48.730	1:04.849
61	1:49.209	7.987	82	1:40.404	13.347	83	1:36.685	8.403	21	1:51.240	1:19.310	7b	1:49.949	1:05.343
73	1:49.279	8.057	71	1:40.414	13.532	13	1:38.464	10.905	<b>Lap 4</b>			67	1:49.311	1:05.446
75	1:50.245	9.023	10	1:40.708	14.217	86	1:39.609	14.706	46	1:34.203		6	1:51.434	1:07.636
15	1:51.165	9.943	61	1:40.548	14.717	72	1:40.109	15.457	32	1:35.368	2.810	32A	1:51.689	1:15.766
78	1:51.197	9.975	84	1:41.433	14.969	55	1:39.687	15.701	3	1:36.914	10.864	686	1:54.688	1:27.279
33	1:51.371	10.149	12	1:41.270	15.053	82	1:39.649	18.901	83	1:36.935	11.135	<b>Lap 5</b>		
65	1:52.024	10.802	73	1:41.085	15.324	71	1:39.656	19.093	13	1:39.462	16.164	46	1:34.416	
137	1:52.592	11.370	75	1:41.256	16.461	84	1:38.795	19.669	86	1:39.433	19.936	21	1:52.376	1 lap
19	1:53.071	11.849	78	1:40.318	16.475	12	1:39.763	20.721	72	1:39.517	20.771	32	1:35.668	4.062
28	1:53.900	12.678	33	1:42.321	18.652	61	1:41.058	21.680	55	1:39.650	21.148	3	1:37.081	13.529
7	1:53.946	12.724	15	1:42.547	18.672	78	1:40.338	22.718	82	1:40.012	24.710	83	1:37.324	14.043
17	1:55.723	14.501	65	1:42.381	19.365	73	1:42.827	24.056	71	1:39.850	24.740	13	1:39.422	21.170
50	1:57.266	16.044	137	1:42.818	20.370	75	1:42.135	24.501	84	1:39.771	25.237	86	1:39.511	25.031
8	1:57.298	16.076	19	1:43.269	21.300	15	1:42.632	27.209	12	1:40.120	26.638	72	1:39.707	26.062
6	1:59.404	18.182	7	1:43.190	22.096	10	1:47.491	27.613	61	1:40.338	27.815	55	1:39.521	26.253
41	1:59.830	18.608	28	1:44.395	23.255	65	1:42.994	28.264	78	1:39.524	28.039	82	1:39.586	29.880
7b	2:00.037	18.815	17	1:45.046	25.729	33	1:44.088	28.645	73	1:41.554	31.407	71	1:39.800	30.124
24	2:00.374	19.152	50	1:44.653	26.879	137	1:42.918	29.193	75	1:41.961	32.259	84	1:39.339	30.160


*[Signature]*  
Chief Timekeeper - Jake Skate

*[Signature]*  
Clerk of Course - Tony Bolin



COMPUTIME RACE TIMING SYSTEMS PTY LTD  
www.computime.com.au

E-mail: scott@computime.com.au / Ph: 0418 17 13 17



# 2019 PIRELLI MOTUL VICTORIAN ROAD RACING



## & SUPERMOTO CHAMPIONSHIPS

Round 3 - Phillip Island : 24 & 25 August



### SUPERBIKE

#### Race 2

Started at: 12:56:34

Laps: 7

Starters: 37

Printed at: 13:12

Date: 25/08/19

Event: R21

Weather: Partly cloudy - Temp: 11.9C

Track: Dry

### PROVISIONAL LAP SHEET

No	Lap Tim	Gap	No	Lap Tim	Gap	No	Lap Tim	Gap
12	1:40.731	32.953	55	1:39.768	31.597	3	1:37.664	18.471
78	1:39.414	33.037	72	1:40.596	32.234	13	1:40.144	30.613
61	1:40.909	34.308	82	1:40.161	35.617	21	1:49.808	1 lap
75	1:41.554	39.397	84	1:40.488	36.224	686	1:54.903	1 lap
10	1:41.219	41.685	71	1:40.598	36.298	86	1:39.366	34.485
65	1:41.388	43.554	12	1:40.112	38.641	55	1:39.528	35.885
15	1:43.117	45.761	78	1:40.089	38.702	72	1:40.266	37.260
137	1:43.357	47.979	61	1:40.396	40.280	82	1:39.679	40.056
7	1:42.659	48.026	75	1:41.576	46.549	84	1:39.317	40.301
73	1:52.157	49.148	10	1:41.391	48.652	71	1:39.336	40.394
33	1:45.411	52.310	65	1:41.433	50.563	78	1:39.020	42.482
19	1:45.711	52.510	15	1:43.706	55.043	12	1:39.971	43.372
28	1:44.612	52.547	7	1:42.609	56.211	61	1:40.707	45.747
50	1:43.609	57.549	73	1:41.570	56.294	75	1:42.294	53.603
17	1:45.080	58.940	137	1:43.630	57.185	10	1:41.137	54.549
41	1:45.998	1:07.563	28	1:44.045	1:02.168	65	1:41.264	56.587
8	1:46.520	1:09.004	19	1:44.572	1:02.658	15	1:42.630	1:02.433
24	1:47.923	1:17.978	33	1:45.781	1:03.667	73	1:41.448	1:02.502
98	1:47.719	1:18.152	50	1:43.579	1:06.704	7	1:43.299	1:04.270
67	1:47.347	1:18.377	17	1:44.465	1:08.981	137	1:42.724	1:04.669
7b	1:48.063	1:18.990	41	1:46.378	1:19.517	28	1:43.325	1:10.253
6	1:50.017	1:23.237	8	1:45.769	1:20.349	19	1:44.158	1:11.576
32A	1:51.589	1:32.939	24	1:48.079	1:31.633	33	1:45.529	1:13.956
<b>Lap 6</b>			98	1:48.590	1:32.318	50	1:43.401	1:14.865
46	1:34.424		7b	1:47.869	1:32.435	17	1:45.095	1:18.836
32	1:37.129	6.767	67	1:48.757	1:32.710	41	1:45.647	1:29.924
686	1:55.842	1 lap	<b>Lap 7</b>			8	1:44.853	1:29.962
3	1:36.942	16.047	46	1:35.240		7b	1:46.758	1:43.953
83	1:36.485	16.104	6	1:49.464	1 lap	98	1:46.892	1:43.970
21	1:50.041	1 lap	32	1:35.650	7.177	24	1:47.794	1:44.187
13	1:38.963	25.709	32A	1:50.743	1 lap	67	1:46.959	1:44.429
86	1:39.752	30.359	83	1:37.542	18.406			

The results are provisional until the end of the time limit for protests and appeals.

Chief Timekeeper - Jake Skate

Clerk of Course - Tony Bolin



**COMPUTIME RACE TIMING SYSTEMS PTY LTD**  
[www.computime.com.au](http://www.computime.com.au)

E-mail: [scott@computime.com.au](mailto:scott@computime.com.au) / Ph: 0418 17 13 17



# 2019 PIRELLI MOTUL VICTORIAN ROAD RACING



## & SUPERMOTO CHAMPIONSHIPS

Round 3 - Phillip Island : 24 & 25 August



### SUPERBIKE

#### Race 2

Date: 25/08/19  
 Event: R21  
 Weather: Partly cloudy - Temp: 11.9C  
 Track: Dry

Started at: 12:56:34  
 Laps: 7  
 Starters: 37  
 Printed at: 13:12

### PROVISIONAL LAP CHART

Grid	1	2	3	4	5	6	7
46	32	46	46	46	46	46	46
32	46	32	32	32	32	32	32
3	83	3	3	3	3	3	83
83	3	83	83	83	83	83	3
13	13	13	13	13	13	13	13
86	72	86	86	86	86	86	86
84	86	72	72	72	72	55	55
71	55	55	55	55	55	72	72
72	82	82	82	82	82	82	82
10	71	71	71	71	71	84	84
55	10	10	84	84	84	71	71
78	84	61	12	12	12	12	78
82	12	84	61	61	78	78	12
61	61	12	78	78	61	61	61
73	73	73	73	73	75	75	75
33	75	75	75	75	10	10	10
12	15	78	15	10	65	65	65
74	78	33	10	65	15	15	15
65	33	15	65	15	137	7	73
22	65	65	33	137	7	73	7
15A	137	137	137	7	73	137	137
28	19	19	7	19	33	28	28
19	28	7	19	33	19	19	19
75	7	28	28	28	28	33	33
7	17	17	17	17	50	50	50
137	50	50	50	50	17	17	17
32A	8	8	8	41	41	41	41
67	6	41	41	8	8	8	8
268	41	7b	7b	24	24	24	7b
50	7b	24	24	98	98	98	98
8	24	6	98	7b	67	7b	24
7b	67	67	67	67	7b	67	67
41	98	98	6	6	6		
17	32A	32A	32A	32A	32A		
24	686	686	686	686		21	


*Jake Skate*  
 Chief Timekeeper - Jake Skate

*Tony Bolin*  
 Clerk of Course - Tony Bolin



COMPUTIME RACE TIMING SYSTEMS PTY LTD  
[www.computime.com.au](http://www.computime.com.au)

E-mail: [scott@computime.com.au](mailto:scott@computime.com.au) / Ph: 0418 17 13 17



# 2019 PIRELLI MOTUL VICTORIAN ROAD RACING



## & SUPERMOTO CHAMPIONSHIPS

Round 3 - Phillip Island : 24 & 25 August



### SUPERBIKE

#### Race 2

Date: 25/08/19  
Event: R21  
Weather: Partly cloudy - Temp: 11.9C  
Track: Dry

Started at: 12:56:34  
Laps: 7  
Starters: 37  
Printed at: 13:12

### PROVISIONAL LAP CHART

Grid	1	2	3	4	5	6	7
98	21	21	21			686	
21							
6							
686							

The results are provisional until the end of the time limit for protests and appeals.

Chief Timekeeper - Jake Skate

Clerk of Course - Tony Bolin



**COMPUTIME RACE TIMING SYSTEMS PTY LTD**  
**www.computime.com.au**

E-mail: [scott@computime.com.au](mailto:scott@computime.com.au) / Ph: 0418 17 13 17



# 2019 PIRELLI MOTUL VICTORIAN ROAD RACING



## & SUPERMOTO CHAMPIONSHIPS

Round 3 - Phillip Island : 24 & 25 August



### SUPERBIKE

#### Race 2

Started at: 12:56:34

Laps: 7

Starters: 37

Printed at: 13:12

Date: 25/08/19

Event: R21

Weather: Partly cloudy - Temp: 11.9C

Track: Dry

### PROVISIONAL BEST PARTIAL TIMES

Pos	Split 1		Split 2		Split 3		Split 4		LAP		Ideal	Fastest
	Name	Time	Name	Time	Name	Time	Name	Time	Name			
1	M. JONES	22.485	M. JONES	26.988	M. JONES	18.079	M. JONES	26.123	M. JONES	1:33.675	1:33.744	
2	T. BAYLISS	22.672	T. BAYLISS	27.095	T. BAYLISS	18.098	T. BAYLISS	26.128	T. BAYLISS	1:33.993	1:34.185	
3	J. METCHER	23.182	L. EPIS	27.693	L. EPIS	18.519	L. EPIS	26.776	L. EPIS	1:36.257	1:36.485	
4	L. EPIS	23.269	J. METCHER	27.892	J. METCHER	18.556	J. METCHER	26.777	J. METCHER	1:36.407	1:36.779	
5	N. JONES	23.553	D. BARKER	28.085	D. BARKER	18.683	D. BARKER	27.017	D. BARKER	1:37.344	1:37.465	
6	D. BARKER	23.559	T. JONES	28.453	A. ORD	18.872	A. ORD	27.142	T. JONES	1:38.428	1:38.537	
7	T. JONES	23.705	B. SHAW	28.494	T. JONES	18.889	N. SPITERI	27.225	B. SHAW	1:38.613	1:38.930	
8	B. SHAW	23.919	A. ORD	28.605	J. DREW	18.907	K. SUSHAME	27.225	N. JONES	1:38.617	1:38.795	
9	N. SPITERI	23.941	R. BELLING	28.677	N. JONES	18.941	B. SHAW	27.256	A. ORD	1:38.660	1:38.696	
10	D. ARCHBOL	23.963	N. SPITERI	28.732	B. SHAW	18.944	R. YEATES	27.371	N. SPITERI	1:38.911	1:39.020	
11	K. SUSHAME	24.033	N. JONES	28.740	R. BELLING	18.986	T. JONES	27.381	K. SUSHAME	1:39.107	1:39.336	
12	A. ORD	24.041	S. TOZER	28.746	N. SPITERI	19.013	N. JONES	27.383	J. DREW	1:39.260	1:39.586	
13	J. DREW	24.043	K. SUSHAME	28.791	K. SUSHAME	19.058	J. DREW	27.502	S. TOZER	1:39.545	1:39.763	
14	R. BELLING	24.093	J. DREW	28.808	S. TOZER	19.138	S. TOZER	27.562	R. BELLING	1:39.769	1:40.338	
15	S. TOZER	24.099	L. MARTYR	29.263	D. ARCHBOL	19.194	D. ARCHBOL	27.733	D. ARCHBOL	1:40.197	1:40.708	
16	R. YEATES	24.423	T. BINAISSE	29.267	T. BINAISSE	19.202	T. BINAISSE	27.784	R. YEATES	1:40.374	1:41.085	
17	N. McKENZIE	24.431	R. YEATES	29.302	N. McKENZIE	19.204	A. McGUIRE	27.818	T. BINAISSE	1:40.989	1:41.256	
18	N. MARSH	24.497	D. ARCHBOL	29.307	R. YEATES	19.278	N. McKENZIE	28.003	N. McKENZIE	1:41.044	1:41.264	
19	A. McGUIRE	24.692	N. McKENZIE	29.406	A. McGUIRE	19.279	R. BELLING	28.013	A. McGUIRE	1:41.225	1:42.321	
20	T. BINAISSE	24.736	A. McGUIRE	29.436	N. MARSH	19.311	T. HARDY	28.056	N. MARSH	1:41.788	1:42.547	
21	T. BAAS	24.761	T. HARDY	29.643	R. HEWSON	19.410	N. MARSH	28.133	T. HARDY	1:42.201	1:42.545	
22	K. GROSSER	24.825	N. MARSH	29.847	T. HARDY	19.534	K. GROSSER	28.347	L. MARTYR	1:42.270	1:42.724	
23	T. HARDY	24.968	T. BAAS	29.952	L. MARTYR	19.606	T. BAAS	28.378	R. HEWSON	1:43.027	1:43.269	
24	L. MARTYR	25.008	R. HEWSON	30.038	P. BUCKMAN	19.790	L. MARTYR	28.393	T. BAAS	1:43.035	1:43.142	
25	R. HEWSON	25.146	K. GROSSER	30.106	S. ROSSINI	19.836	R. HEWSON	28.433	K. GROSSER	1:43.126	1:43.401	
26	P. BUCKMAN	25.146	B. LEVIN	30.307	K. GROSSER	19.848	S. ROSSINI	28.471	S. ROSSINI	1:44.094	1:44.465	
27	S. ROSSINI	25.400	S. ROSSINI	30.387	B. LEVIN	19.889	T. GROENEV	28.799	P. BUCKMAN	1:44.613	1:45.619	
28	B. LEVIN	25.575	M. BURNS	30.778	T. BAAS	19.944	P. BUCKMAN	28.883	B. LEVIN	1:44.853	1:44.853	
29	S. ROBINSON	26.105	P. BUCKMAN	30.794	S. ROBINSON	20.139	M. BURNS	28.915	M. BURNS	1:46.526	1:46.892	
30	M. HERON	26.304	S. ROBINSON	30.861	M. BURNS	20.161	B. LEVIN	29.082	S. ROBINSON	1:46.547	1:46.758	
31	T. GROENEV	26.378	T. GROENEV	31.208	T. GROENEV	20.181	S. ROBINSON	29.442	T. GROENEV	1:46.566	1:46.959	
32	S. McCOY	26.452	S. McCOY	31.232	S. McCOY	20.300	S. McCOY	29.534	S. McCOY	1:47.518	1:47.794	
33	C. BOURNE	26.559	M. HERON	31.545	C. BOURNE	20.748	C. BOURNE	29.963	C. BOURNE	1:49.011	1:49.464	
34	M. BURNS	26.672	C. BOURNE	31.741	C. DUFFY	21.284	M. HERON	30.061	M. HERON	1:49.205	1:49.808	
35	C. DUFFY	26.847	C. DUFFY	32.047	M. HERON	21.295	C. DUFFY	30.406	C. DUFFY	1:50.584	1:50.743	
36	T. DAVIES	27.819	T. DAVIES	32.988	T. DAVIES	21.768	T. DAVIES	31.129	T. DAVIES	1:53.704	1:54.688	

The results are provisional until the end of the time limit for protests and appeals.

Chief Timekeeper - Jake Skate

Clerk of Course - Tony Bolin



**COMPUTIME RACE TIMING SYSTEMS PTY LTD**  
[www.computime.com.au](http://www.computime.com.au)

E-mail: [scott@computime.com.au](mailto:scott@computime.com.au) / Ph: 0418 17 13 17

